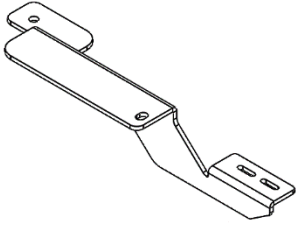
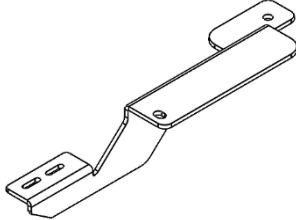
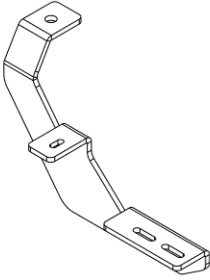
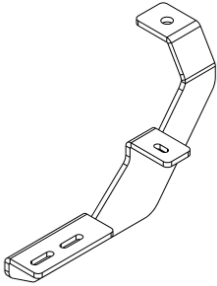
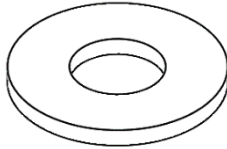

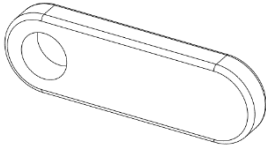
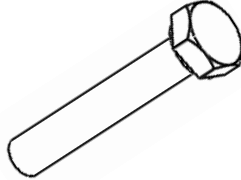

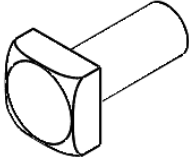



# DZ 16274 Installation Instructions

## Kia Sorento

	<p><b>B</b> Passenger Front Bracket</p>  <p><b>B 2656LP</b> X1</p>	<p><b>C</b> Driver Front Bracket</p>  <p><b>B 2656RP</b> X1</p>
<p><b>D</b> Driver Rear Bracket</p>  <p><b>B 2788LP</b> X1</p>	<p><b>E</b> Passenger Rear Bracket</p>  <p><b>B 2788RP</b> X1</p>	<p><b>F</b> M10 Flat Washer</p>  <p><b>PN 113B</b> X6</p>
<p><b>G</b> M10-1.5 X 35mm Hex Bolt</p>  <p><b>PN 744B</b> X6</p>	<p><b>H</b> M10 Thread Plate</p>  <p><b>PN 742</b> X6</p>	<p><b>I</b> M6-1 X 35mm Hex Bolt</p>  <p><b>PN 743</b> X2</p>
<p><b>J</b> M6 Washer</p>  <p><b>PN 785B</b> X4</p>	<p><b>K</b> M8 Square Head Bolt</p>  <p><b>PN 524</b> X8</p>	<p><b>L</b> M8-1.25 Hex Nut</p>  <p><b>PN 526</b> X8</p>