





757-842-6497
WWW.JLOSC.COM

J&L 3.0 Oil Separator (2013-18 Focus ST FRONT)
#3021F
Installation Instructions

Please review complete instructions prior to installing.

Step #	
1	Verify you have all of the following parts included in the kit: (1) J&L Oil Separator, (1) Angled mounting bracket, (2) Fine thread machine screws, (1) 14" ½" hose and (1) 12" ½" hose with reducer
2	Gather all of the following tools needed for the installation: Phillips & regular screwdriver, light oil, and 8mm socket
3	<p>Remove the (5) 10mm bolts holding the intake manifold on. Then, unclip sensor and hose attachments.</p>  <p>BOLTS</p> <p>SENSOR and CLIP</p>

Pull manifold back and shine a light behind to see.
Remove PCV line from the intake to the block.
Squeeze clip on the manifold and pull off the PCV valve on the block.




4

5 Remove the fitting from the factory hose and install in the 14" 1/2" hose using the supplied clamp.

Route the hose with the check valve between the manifold and the fan shroud. Push on to the PCV valve fitting on the block and the other hose to the fitting on the back of the manifold. Reinstall the intake manifold, bolts should be torqued to 14 Ft/lbs starting from the center bolt and working your way out.


FACTORY FITTING AND CLAMP



HOSE WITH CHECK VALVE

6

Install the bracket by using the hood latch bolt shown here.



7

Use OIL on the fittings and insert the hose from the PCV valve (block) to the "C" side and the hose from the manifold to the "O" side of the Separator.

8

9

Use the supplied screws to mount the Separator to the bracket with the LOGO being the same orientation as the bracket.



To properly clean the filter in the Oil Separator, spray any degreaser or solvent through it and let it air dry. Clean it every 10,000 miles.

Thank you for your business. If you have any questions, please e-mail info@JLosc.com or call 757-842-6497. Our hours are Monday-Friday. 8:00am – 4:30pm Eastern Time.

J&L Oil Separator co. Lifetime Satisfaction Guarantee. We want you to be a J&L customer for life! Your new J&L product is warranted to be free from defects in materials and workmanship for the life of the *original retail purchaser*, subject to the limitations contained in our warranty found here. www.JLosc.com/warranty

We guarantee workmanship and even a pathway to discounted upgrades for substantially improved items.

Return Policy: All returns will be subject to a 10%-25% restocking fee. Please visit www.JLosc.com for complete return policy.

Disclaimer: J&L Oil Separator co. makes no warranties whatsoever, expressed, or implied, oral or written to any purchasers, except the warranty above. J&L Oil Separator co. hereby specifically excludes from any implied warranty of merchantability or implied warranty of incidental, secondary, or consequential damages of any kind whatsoever. All purchasers and users of products manufactured by J&L Oil Separator co. agree to hold harmless and indemnify J&L Oil Separator co. from any and all claims arising from their use. Failure to receive notice of any or the limitations contained in this disclaimer shall not serve to extend liability to J&L Oil Separator co. for any claims arising out of use of its products.