

Tent Annex

Thank you for choosing Rough Country for all your vehicle needs.

Please read instructions before beginning installation. Check the kit hardware against the kit contents shown below. Be sure you have all needed parts and know where they go.

If question exist, please call us @1-800-222-7023. We will be happy to answer any questions concerning this product. Check all fasteners for proper torque. Check to ensure for adequate clearance between all components. Periodically check all hardware for tightness.

KIT CONTENTS:
Tent Annex x1



Torque Specs:

Size	Grade 5	Grade 8	Size	Class 8.8	Class 10.9
5/16"	15 ft/lbs	20ft/lbs	6MM	5ft/lbs	9ft/lbs
3/8"	30 ft/lbs	35ft/lbs	8MM	18ft/lbs	23ft/lbs
7/16"	45 ft/lbs	60ft/lbs	10MM	32ft/lbs	45ft/lbs
1/2"	65 ft/lbs	90ft/lbs	12MM	55ft/lbs	75ft/lbs
9/16"	95 ft/lbs	130ft/lbs	14MM	85ft/lbs	120ft/lbs
5/8"	135ft/lbs	175ft/lbs	16MM	130ft/lbs	165ft/lbs
3/4"	185ft/lbs	280ft/lbs	18MM	170ft/lbs	240ft/lbs





INSTALLATION INSTRUCTONS



1. Remove the cover from the tent. **See Photo 1.**
2. Open the Annex portion of the tent. Locate the back panel with the track at the top of the panel. **See Photo 2.**




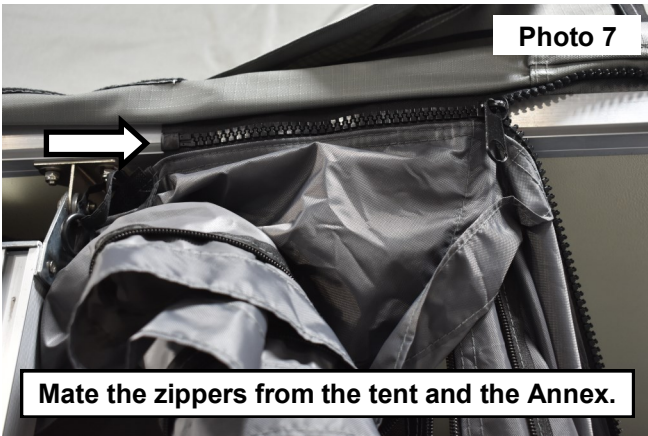
3. Slide the back panels track through the opening of the bottom of the tent. **See Photo 3.**
4. The back panel should stop flush with each edge of the tent. Then open the tent with the ladder down. **See Photo 4.**




5. Locate the existing zipper on the bottom of the tent. Mate the zippers from the tent and the Annex panel together and zip them together stopping at the ladder. **See Photos 5 and 6.**
6. Lay the flooring of the Annex under the ladder of the tent.



7. Repeat the zipping process from the ladder to the edge of the tent, Locate the existing zipper on the bottom of the tent. Mate the zippers from the tent and the Annex panel together and zip them together. **See Photos 7 and 8.**



8. Place the flaps in the desired position and secure the ladder in the final position. **See Photo 9 and 10.**



By purchasing any item sold by Rough Country, LLC, the buyer expressly warrants that he/she is in compliance with all applicable, State, and Local laws and regulations regarding the purchase, ownership, and use of the item. It shall be the buyers responsibility to comply with all Federal, State and Local laws governing the sales of any items listed, illustrated or sold. The buyer expressly agrees to indemnify and hold harmless Rough Country, LLC for all claims resulting directly or indirectly from the purchase, ownership, or use of the items.

