

2009-2020 RAM 1500 “Classic” Grille Mount for 20” Luminix

Congratulations on your purchase of a high quality PUTCO product. Should you need any application or technical assistance, feel free to call us at: 1-800-247-3974

Monday-Friday 8:00 a.m. - 5:00 p.m. (Central Standard Time)

Contact your PUTCO dealer for other quality accessories.

KIT CONTENTS:	
Description	Qty.
Powdercoated Mounting Brackets	2
1/4”-20 Stainless Bolts	4
1/4”-20 Stainless Nylock Nuts	4
1/4” Stainless Washers	4

Tools Needed:

- Sockets: 10mm
- Trim removal tool
- Zip-ties
- 9/32” drill bit
- Drill

Installation Instruction:

1. Remove clips (6) using a clip removal tool or flat head screwdriver. Remove shroud. **Figure 1**






Figure 1: Shroud clip locations



2. Remove (4) 10mm bolts holding top of the grille to the vehicle.

3. Remove the grille by pulling away from the front of the truck. There is a clip on each side of the grille and it may take some force to pop them loose.



4. Using the trim removal tool, pop the six tree clips loose and remove the inner grille shroud.



5. Install the light bar and bracket assembly by using the two most outer holes from step 4 and two of the included 1/4"-20 nuts, bolts, and washers making sure the washers go on the side with the nylock nuts. These will go into the slotted portion of the brackets.



6. Mark the unoccupied holes in the brackets and remove the light bar assembly. Using the 9/32" drill bit, drill holes and reinstall the light bar assembly using all included 1/4"-20 nuts, bolts and washers. **Note: It is possible to match drill the holes while the assembly is still installed but this may damage the finish of the brackets.**

7. Reinstall the inner grille shroud using the four inner tree clips and route the wire safely away from hot and moving parts into the engine bay.

8. Refer to instructions include with light bar for wiring diagrams. This kit is made to work with Putco Luminix 20" light bar (**part no. 10020 or 11020**).



Your light bar is installed. Enjoy your quality Putco product.

