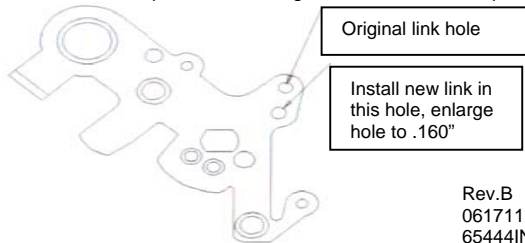




**HOLLEY SLIP LINK 1:1 RATIO
P/N 65444
INSTALLATION INSTRUCTIONS**

This link requires that the throttle arm be modified for proper operation. Drill out the hole indicated on the diagram and insert the new link. Secure the link in place with the original washer and cotter pin.



Rev.B
061711
65444INST

**For Technical Assistance, Call Moroso's Tech Line at
(203) 458-0542, 458-0546 8:30am – 5:00pm Eastern Time**

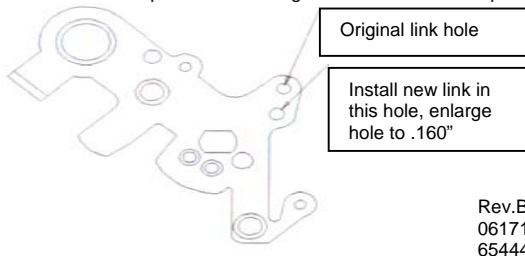
MOROSO PERFORMANCE PRODUCTS, INC
80 CARTER DR • GUILFORD, CT 06437
Phone: (203) 453-6571 • Fax: (203) 453-6906

Visit Us At www.moroso.com



**HOLLEY SLIP LINK 1:1 RATIO
P/N 65444
INSTALLATION INSTRUCTIONS**

This link requires that the throttle arm be modified for proper operation. Drill out the hole indicated on the diagram and insert the new link. Secure the link in place with the original washer and cotter pin.



Rev.B
061711
65444INST

**For Technical Assistance, Call Moroso's Tech Line at
(203) 458-0542, 458-0546 8:30am – 5:00pm Eastern Time**

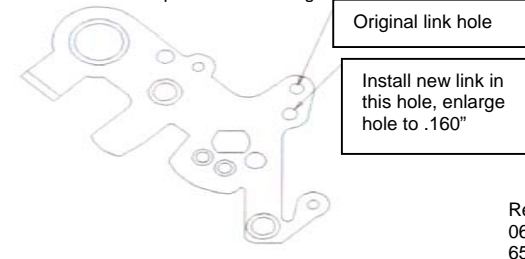
MOROSO PERFORMANCE PRODUCTS, INC
80 CARTER DR • GUILFORD, CT 06437
Phone: (203) 453-6571 • Fax: (203) 453-6906

Visit Us At www.moroso.com



**HOLLEY SLIP LINK 1:1 RATIO
P/N 65444
INSTALLATION INSTRUCTIONS**

This link requires that the throttle arm be modified for proper operation. Drill out the hole indicated on the diagram and insert the new link. Secure the link in place with the original washer and cotter pin.



Rev.B
061711
65444INST

**For Technical Assistance, Call Moroso's Tech Line at
(203) 458-0542, 458-0546 8:30am – 5:00pm Eastern Time**

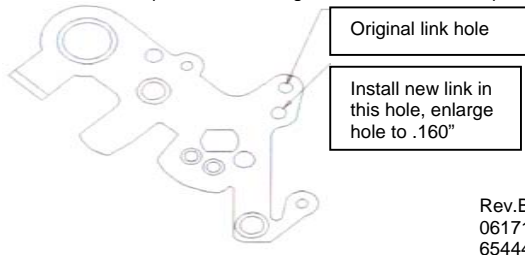
MOROSO PERFORMANCE PRODUCTS, INC
80 CARTER DR • GUILFORD, CT 06437
Phone: (203) 453-6571 • Fax: (203) 453-6906

Visit Us At www.moroso.com



**HOLLEY SLIP LINK 1:1 RATIO
P/N 65444
INSTALLATION INSTRUCTIONS**

This link requires that the throttle arm be modified for proper operation. Drill out the hole indicated on the diagram and insert the new link. Secure the link in place with the original washer and cotter pin.



Rev.B
061711
65444INST

**For Technical Assistance, Call Moroso's Tech Line at
(203) 458-0542, 458-0546 8:30am – 5:00pm Eastern Time**

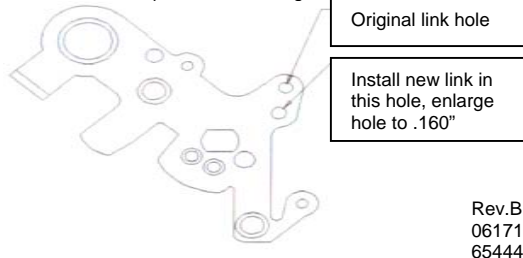
MOROSO PERFORMANCE PRODUCTS, INC
80 CARTER DR • GUILFORD, CT 06437
Phone: (203) 453-6571 • Fax: (203) 453-6906

Visit Us At www.moroso.com



**HOLLEY SLIP LINK 1:1 RATIO
P/N 65444
INSTALLATION INSTRUCTIONS**

This link requires that the throttle arm be modified for proper operation. Drill out the hole indicated on the diagram and insert the new link. Secure the link in place with the original washer and cotter pin.



Rev.B
061711
65444INST

**For Technical Assistance, Call Moroso's Tech Line at
(203) 458-0542, 458-0546 8:30am – 5:00pm Eastern Time**

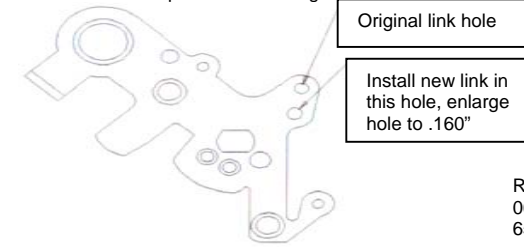
MOROSO PERFORMANCE PRODUCTS, INC
80 CARTER DR • GUILFORD, CT 06437
Phone: (203) 453-6571 • Fax: (203) 453-6906

Visit Us At www.moroso.com



**HOLLEY SLIP LINK 1:1 RATIO
P/N 65444
INSTALLATION INSTRUCTIONS**

This link requires that the throttle arm be modified for proper operation. Drill out the hole indicated on the diagram and insert the new link. Secure the link in place with the original washer and cotter pin.



Rev.B
061711
65444INST

**For Technical Assistance, Call Moroso's Tech Line at
(203) 458-0542, 458-0546 8:30am – 5:00pm Eastern Time**

MOROSO PERFORMANCE PRODUCTS, INC
80 CARTER DR • GUILFORD, CT 06437
Phone: (203) 453-6571 • Fax: (203) 453-6906

Visit Us At www.moroso.com