



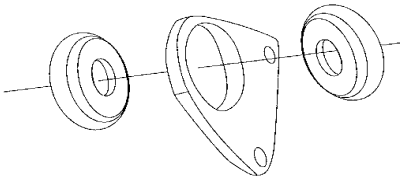
**THROTTLE RETURN SPRING KIT  
HOLLEY 4150 & HP  
P/N 64919**

**PARTS LIST**

- |                        |                          |
|------------------------|--------------------------|
| (1) Carburetor Bracket | (1) 1/4-28 x 1-1/4" Bolt |
| (1) Spring Bracket     | (3) Stepped Bushings     |
| (2) Springs, 2-1/2"    | (2) Springs, 2-3/4"      |
| (1) 1/4" Locknut       | (2) Thin Spacers         |

This Bracket is designed to fit on Holley 4150 series carburetors, including HP series.  
Mount on the driver side of the carburetor with Spring Mount facing up.  
Use appropriate spacers to keep bracket from interfering with linkages.  
When placing the Stepped Bushings into the Spring Bracket, make sure they fit together correctly. (see Fig. A).  
Check clearance with air cleaner and throttle linkage.  
Check wide open throttle for full travel.  
Check all bolts and hardware are properly tightened.

**Figure A**



**For Technical Assistance, Call Moroso's Tech Line at  
(203) 458-0542, 458-0546 8:30am – 5:00pm Eastern Time**

**MOROSO PERFORMANCE PRODUCTS, INC**  
80 CARTER DR • GUILFORD, CT 06437  
Phone: (203) 453-6571 • Fax: (203) 453-6906

**VisitUsAtwww.moroso.com**

Rev. B 64919INST  
041811



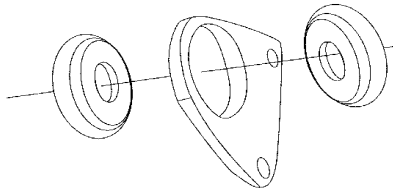
**THROTTLE RETURN SPRING KIT  
HOLLEY 4150 & HP  
P/N 64919**

**PARTS LIST**

- |                        |                          |
|------------------------|--------------------------|
| (1) Carburetor Bracket | (1) 1/4-28 x 1-1/4" Bolt |
| (1) Spring Bracket     | (3) Stepped Bushings     |
| (2) Springs, 2-1/2"    | (2) Springs, 2-3/4"      |
| (1) 1/4" Locknut       | (2) Thin Spacers         |

This Bracket is designed to fit on Holley 4150 series carburetors, including HP series.  
Mount on the driver side of the carburetor with Spring Mount facing up.  
Use appropriate spacers to keep bracket from interfering with linkages.  
When placing the Stepped Bushings into the Spring Bracket, make sure they fit together correctly. (see Fig. A).  
Check clearance with air cleaner and throttle linkage.  
Check wide open throttle for full travel.  
Check all bolts and hardware are properly tightened.

**Figure A**



**For Technical Assistance, Call Moroso's Tech Line at  
(203) 458-0542, 458-0546 8:30am – 5:00pm Eastern Time**

**MOROSO PERFORMANCE PRODUCTS, INC**  
80 CARTER DR • GUILFORD, CT 06437  
Phone: (203) 453-6571 • Fax: (203) 453-6906

**VisitUsAtwww.moroso.com**

Rev. B 64919INST  
041811



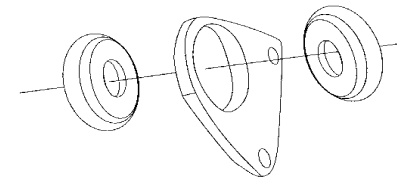
**THROTTLE RETURN SPRING KIT  
HOLLEY 4150 & HP  
P/N 64919**

**PARTS LIST**

- |                        |                          |
|------------------------|--------------------------|
| (1) Carburetor Bracket | (1) 1/4-28 x 1-1/4" Bolt |
| (1) Spring Bracket     | (3) Stepped Bushings     |
| (2) Springs, 2-1/2"    | (2) Springs, 2-3/4"      |
| (1) 1/4" Locknut       | (2) Thin Spacers         |

This Bracket is designed to fit on Holley 4150 series carburetors, including HP series.  
Mount on the driver side of the carburetor with Spring Mount facing up.  
Use appropriate spacers to keep bracket from interfering with linkages.  
When placing the Stepped Bushings into the Spring Bracket, make sure they fit together correctly. (see Fig. A).  
Check clearance with air cleaner and throttle linkage.  
Check wide open throttle for full travel.  
Check all bolts and hardware are properly tightened.

**Figure A**



**For Technical Assistance, Call Moroso's Tech Line at  
(203) 458-0542, 458-0546 8:30am – 5:00pm Eastern Time**

**MOROSO PERFORMANCE PRODUCTS, INC**  
80 CARTER DR • GUILFORD, CT 06437  
Phone: (203) 453-6571 • Fax: (203) 453-6906

**VisitUsAtwww.moroso.com**

Rev. B 64919INST  
041811