

11317

SUBARU IMPREZA SEDAN & WRX

10/26/2010

WITH DUAL EXHAUST

GROSS LOAD CAPACITY WHEN USED AS A WEIGHT CARRYING HITCH: 2,000 LBS. TRAILER WEIGHT & 200 LBS. TONGUE WEIGHT.

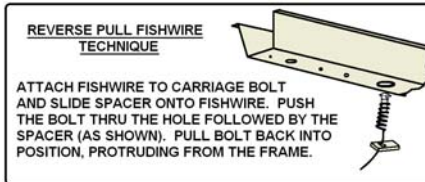
DO NOT EXCEED VEHICLE MANUFACTURER'S RECOMMENDED TOWING CAPACITY.

WARNING: ALL NON-TRAILER LOADS APPLIED TO THIS PRODUCT MUST BE SUPPORTED BY 18050 STABILIZING STRAPS.

** FAILURE TO PROPERLY SUPPORT NON-TRAILER LOADS WILL VOID PRODUCT WARRANTY**

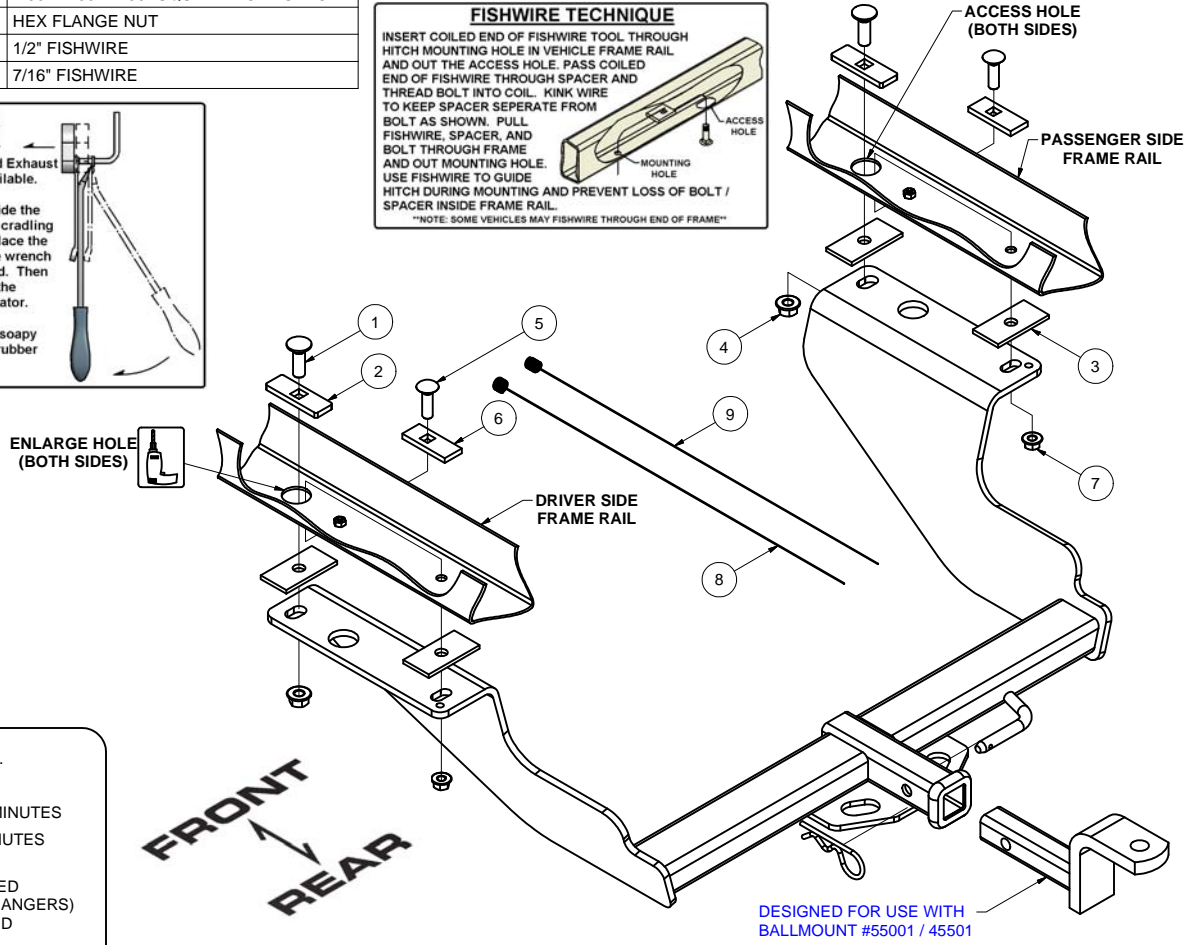
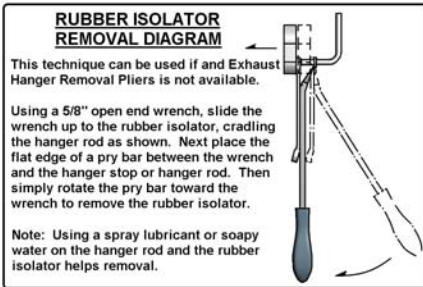
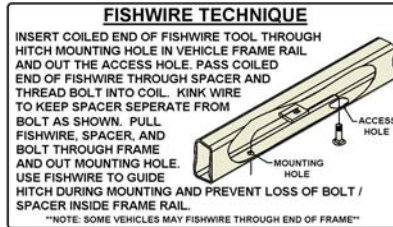
HAVING INSTALLATION QUESTIONS? CALL TECHNICAL SUPPORT AT 1-800-798-0813

Parts List				
ITEM	QTY	PART NUMBER	DESCRIPTION	
1	2	1/2-13 x 1 1/2	CARRIAGE BOLT	
2	2	CM-SP6	.250 x 1.00 x 3.00" SQUARE HOLE SPACER	
3	4	CM-SP34	.188 x 1.50 x 3.00" ROUND HOLE SPACER	
4	2	HFN 1213	HEX FLANGE NUT	
5	2	7/16-14 x 1 1/2	CARRIAGE BOLT	
6	2	CM-SP11	.250 x 1.00 x 2.50" SQUARE HOLE SPACER	
7	2	7/16-14	HEX FLANGE NUT	
8	1	1_2 FISHWIRE	1/2" FISHWIRE	
9	1	7_16 FISHWIRE	7/16" FISHWIRE	



TOOLS REQUIRED

11/16" SOCKET
3/4" SOCKET
RATCHET
TORQUE WRENCH



HITCH WEIGHT: 40 LBS.

INSTALL TIME

PROFESSIONAL: 25 MINUTES

NOVICE (DIY): 50 MINUTES

INSTALL NOTES:

- NO DRILLING REQUIRED
- LOWER EXHAUST (5 HANGERS)
- FISHWIRING REQUIRED
- ENLARGE HOLE

INSTALLATION STEPS

- 1) Lower exhaust by removing (5) rear rubber isolators. See RUBBER ISOLATOR REMOVAL DIAGRAM.
- 2) Remove (4) rubber plugs from frame (1 large and 1 small, from each frame rail). Enlarge the access hole on both sides to allow the 1/2" fasteners to pass into the frame rail.
- 3) Fishwire the 7/16" hardware through the access hole into position on both sides, as shown above.
- 4) Once the 7/16" hardware is in place, reverse fishwire the 1/2" fasteners into position, as shown above.
- 5) Raise hitch into position. **Note:** The heat shield will be sandwiched between the hitch and vehicle frame rails.
- 6) Torque all 7/16" fasteners to 50 lb-ft, and all 1/2" fasteners to 75 lb-ft.
- 7) Re-install the exhaust onto the vehicle.

PERIODICALLY CHECK THIS RECEIVER HITCH TO ENSURE THAT ALL FASTENERS ARE TIGHT AND THAT ALL STRUCTURAL COMPONENTS ARE SOUND.

Curt Manufacturing Inc., warrants this product to be free of defects in material and/or workmanship at the time of retail purchase by the original purchaser. If the product is found to be defective, Curt Manufacturing Inc., may repair or replace the product, at their option, when the product is returned, prepaid, with proof of purchase. Alteration to, misuse of, or improper installation of this product voids the warranty. Curt Manufacturing Inc.'s liability is limited to repair or replacement of products found to be defective, and specifically excludes liability for incidental or consequential loss or damage.